

# BIRMINGHAM FOOT SHEAR & NOTCHER

## MAIN FEATURES:

- \* A fully casting structure.
- \* With heavier weight, good stability.
- \* With both front & back gauge.
- \* Used for mild steel, aluminium copper, brass zinc plastic and leads.
- \* High carbon and chrome steel blade.



**O-5216-C  
FOOT SHEAR**

## SPECIFICATION:

MODEL	CUTTING LENGTH	CUTTING MILD STEEL	BACK GAUGE RANGE (In.)	N.W./G.W. (LBS)	PACKING SIZE(INCH)
O-3720-C	37"	20GA	0 to 27	805 / 905	55x30x45.3
O-5216-C	52"	16GA	0 to 32	1083 / 1202	66x30x45.3



## SPECIFICATION:

MODEL	MAX. FORCE	CAPACITY MILD STEEL	NOTCHING SIZE	STROKE	TABLE SIZE	N.W./G.W. (LBS)	PACKING SIZE(INCH)
Y-16-C	4 TONS	16GA	6-1/4" x 6-1/4" x 90 Degree	3/4"	18"x12"	165/187	24x23x22

**Y-16-C  
HAND NOTCHER  
WITH OPTIONAL STAND**

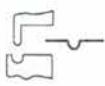
## SPECIFICATION:

MODEL	CAPACITY MILD STEEL	THROAT DEPTH	N.W./G.W. (LBS)	PACKING SIZE(INCH)
U-22-C	22GA	7"	49/53	20x18x6.3

Turning



Turning



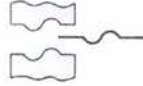
Burring




Wiring



Ogee Bead



Crimping



**U-22-C  
ROTARY MACHINE**

# 3-IN-1 BIRMINGHAM SHEAR, BRAKE & ROLL



**SBR5216-C**

## SPECIFICATION:

Model:	SBR5216-C
Bed Width	52"
Max. shearing thickness	16GA
Max. bending thickness	16GA
Max. bending angel	90°
Max. rolling thickness	16GA
Min. rolling dia.	2 3/8"
Packing size	70" x 23 1/4" x 36 2/3"
Net/Gross weight, LBS	1036/1168

## MAIN FEATURES:

- \* Removable male dies with female dies
- \* Back gauge standard equipment
- \* With two position handles
- \* Shearing mild steel or equipment
- \* Press brake-bends box & pan works
- \* Sectional fingers allow box & pan works
- \* Slip roll provided with forming grooves



**SBR4020-C**

## SPECIFICATION:

	SBR3020-C	SBR4020-C
Model:	SBR3020-C	SBR4020-C
Bed Width	30"	40"
Max. shearing thickness	20GA	20GA
Max. bending thickness	20GA	20GA
Max. bending angel	90°	90°
Max. rolling thickness	20GA	20GA
Min. rolling dia.	1.54"	1.70"
Packing size	39 2/5" x 16" x 26"	54" x 17.72" x 28.40"
Net/Gross weight, LBS	300 / 337	430 / 474